

# shinymdc-test

Author One<sup>1,\*</sup>

author1@institute1.edu

Author MiddleName Two<sup>1,2,\*</sup>

authortwo@institute1.edu

Author<sup>\*</sup>

Author Four

author4@author4.com

Author Number Five<sup>2</sup>

authornumberfive@institutetwo.edu

## Abstract

*Markdown in **abstract**.*  $x + 2$ . Section 1. Reference<sup>[1]</sup>.

## 1. Section

Integer at enim eu tellus malesuada scelerisque. Ut sed rhoncus ipsum, at tempor nisl. Vivamus vitae pulvinar leo, at pharetra massa. Ut lobortis odio non nulla tincidunt pulvinar. Nunc faucibus pellentesque elit, non ornare risus suscipit sed. Maecenas vel blandit ex.

Phasellus ultrices mi non nulla hendrerit, at rhoncus augue suscipit. Pellentesque a lectus eget felis maximus feugiat nec ut ante. Sed eget laoreet lectus. Vestibulum iaculis enim nec libero sollicitudin, id rhoncus libero consectetur. Integer eget sem quis urna vulputate aliquet.

---

<sup>\*</sup> Equal contribution. <sup>1</sup> Institute One. <sup>2</sup> Institute Two at City, State.

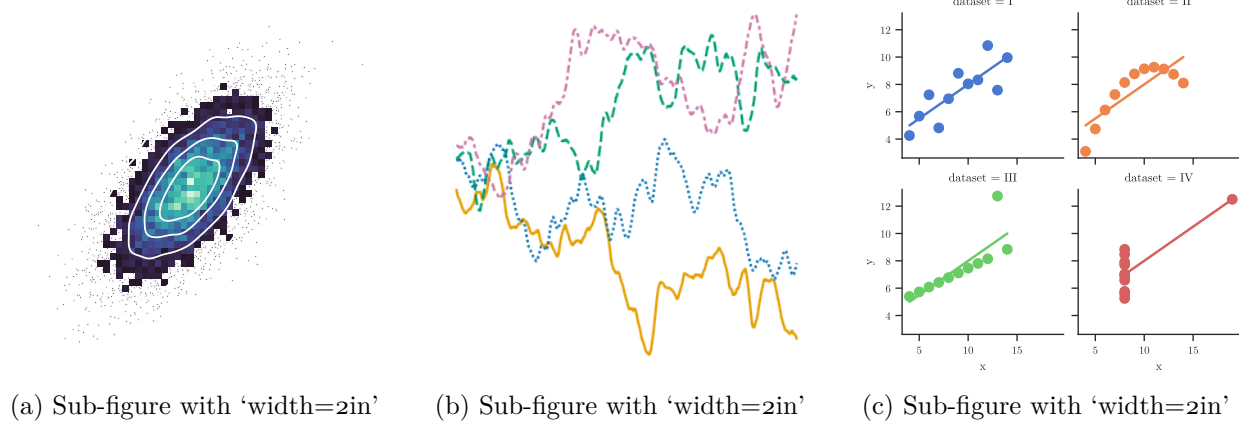


Figure 1: Sub-figures

### 1.1. Subsection 1

In mollis tortor vel ante cursus, ac consectetur nibh commodo. Aenean ultricies ornare ante ac fermentum. Vestibulum malesuada lectus at pellentesque hendrerit. Praesent a tempor ex, eget iaculis mauris. Integer turpis nunc, varius ac posuere consequat, molestie sed felis. Fusce cursus velit eu magna pellentesque posuere sed eget ex. Vivamus in gravida quam, in volutpat erat.

### 1.2. Subsection 2

#### 1.2.1. Subsubsection 1

Suspendisse erat est, imperdiet sed dolor at, sagittis lobortis tortor. Nulla facilisi. Aliquam pharetra scelerisque auctor. Duis vel auctor ipsum. Nullam sagittis feugiat mollis. Aliquam at ultrices libero. Nulla facilisi. Fusce sed est placerat, fringilla augue at, pretium nisl.

#### 1.2.2. Subsubsection 2

In ut nunc libero. Duis eu elementum purus. Etiam dictum, ipsum nec aliquam lobortis, magna magna pellentesque ligula, sed ultricies odio ligula vitae orci. Fusce bibendum maximus ligula, id gravida felis dictum a. In dapibus nulla eget volutpat vulputate. Quisque congue erat quis nibh molestie, eget varius eros ultrices.

*Subsubsection* Proin eleifend lorem semper, commodo tellus nec, porta purus. Nullam commodo lectus nibh, consequat maximus lorem faucibus in. Nam purus eros, rutrum in sapien et, condimentum lacinia nibh.

## 2. Typography

- **Bold**
- *Italic*
- ***Bold italic.***

## 3. Numbers

- Normal: 0123456789
- Math: 0123456789

## 4. Acronyms

- Default (short+long): Carnegie Mellon University (CMU)
- Repeated (short): CMU
- Forced short: USA
- Repeated after forced short (short+long): United States of America (USA)
- Plural: social security numbers (SSNs)

## 5. Math

$$\int_0^\infty \exp^{-x^2} dx \tag{1}$$

$a, b, c, d, e, f, g, h, i, j, k, l, m, n, o, p, q, r, s, t, u, v, w, x, y, z, 0, 1, 2, 3, 4, 5, 6, 7, 8, 9$   
(2)

- Inline:  $\int_0^\infty \exp^{-x^2} dx$
- Block: Equation 1, Equation 2
- Commands defined in body (P[x in X]):  $\mathbb{P}[x \in \mathcal{X}]$
- Aligned:

$$\begin{aligned}
 x &= 1 \\
 x + y &= 10 \\
 x + y + z &= 100
 \end{aligned}$$

## 6. Links

- Section: Section 1, Section 1.2
- Appendix section: Section B, Section A.1.1
- Appendix figure: Figure A1
- Appendix table: Table B1
- Appendix math: Equation 4
- Short citation<sup>[2]</sup>
- Long citation: Mittelbach et al. (2004)<sup>[2]</sup>, Lesk and Kernighan (1977)<sup>[3]</sup>
- Multi citation<sup>[2–4]</sup>
- Pointer to footnote<sup>1</sup>

## 7. Tables

- Table 1
- Table 2

Col1	Col2	Col3	Col4
1	2	3	4
11	22	33	44
111	222	333	444

Table 1: Short table

---

<sup>1</sup>Example footnote text.

Col1	Col2	Col3	Col4	Col5	Col6	Col7	Col8	Col9	Col10
a	1	2	3	123	abcd	1234	444	555	666
b	11	22	33	456	efgh	567	44	55	66
<b>Mid</b>									
c	111	222	333	789	ijkl	89	4	5	6

Table 2: Wide table

## 8. Figures

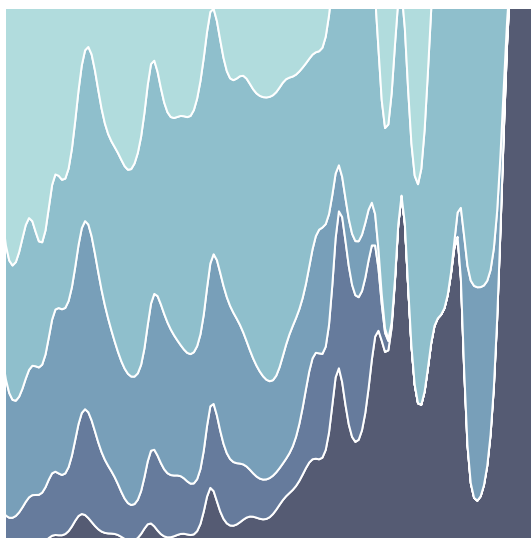


Figure 2: Narrow figure

- Figure 2
- Figure 3
- Figure 4, Figure 4a, Figure 4b

---

<sup>2</sup>Footnote in sub-figure caption.

<sup>3</sup>Footnote in figure caption.

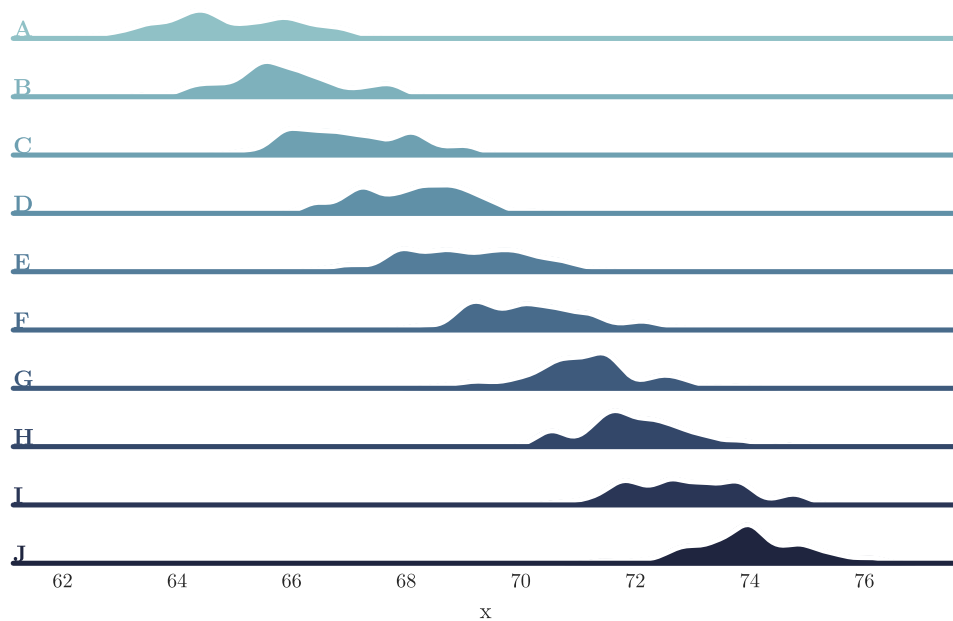
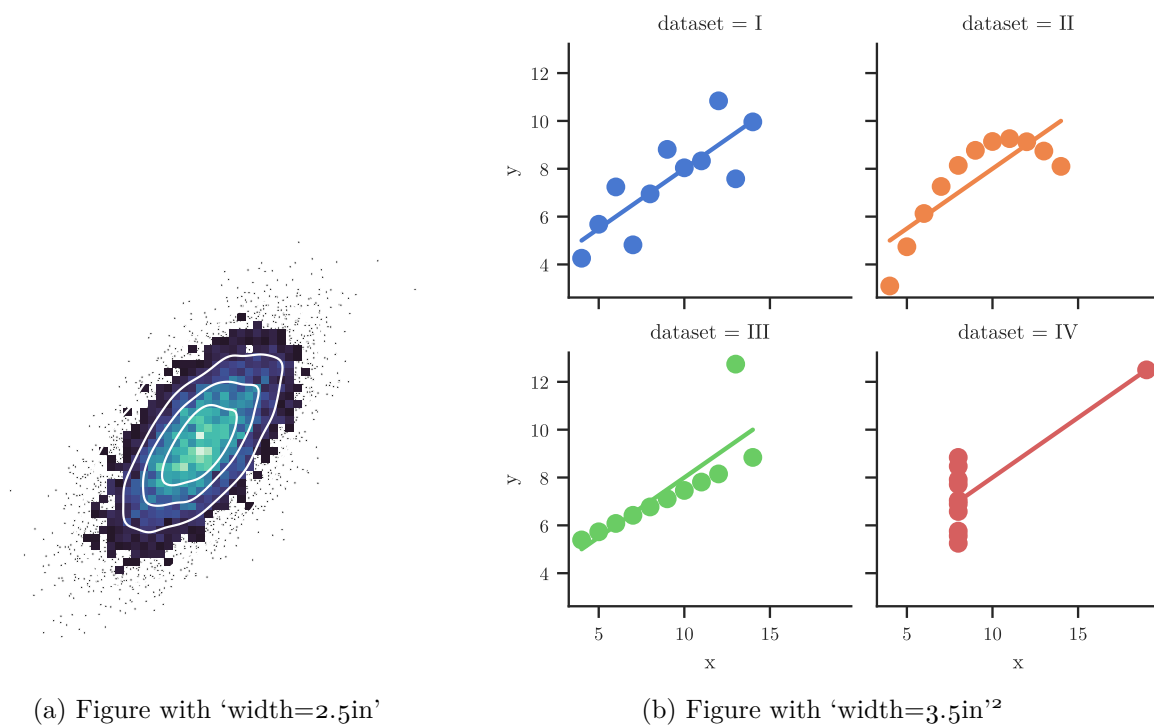


Figure 3: Wide figure

Figure 4: Sub-figures<sup>3</sup>

## 9. Includes

- Commands from metadata include: `\arg min \mathbb{R}`
- Include command in body (there should be text after this):

Content added through include statement.

## References

- [1] Donald E. Knuth. *The T<sub>E</sub>X Book*. Addison-Wesley Professional, 1986.
- [2] Frank Mittelbach, Michel Gossens, Johannes Braams, David Carlisle, and Chris Rowley. *The L<sup>A</sup>T<sub>E</sub>X Companion*. Addison-Wesley Professional, 2 edition, 2004.
- [3] Michael Lesk and Brian Kernighan. Computer typesetting of technical journals on UNIX. In *Proceedings of American Federation of Information Processing Societies: 1977 National Computer Conference*, pages 879–888, Dallas, Texas, 1977.
- [4] Donald E. Knuth. Literate programming. *The Computer Journal*, 27(2):97–111, 1984.



## Appendix A Appendix 1

Lorem ipsum dolor sit amet, consectetur adipiscing elit. Aliquam nisi purus, bibendum non neque sed, lacinia tristique tortor. Vestibulum eu lectus sed velit luctus varius. Sed sollicitudin ligula ante. Integer porta a erat commodo dignissim. Duis et lectus diam. Nulla id erat vestibulum nisi placerat efficitur. Nulla a semper libero. Praesent pharetra ullamcorper massa vel tincidunt. Sed dignissim magna et tellus efficitur, vitae sollicitudin lorem tincidunt. Nam non velit et enim rutrum euismod.

### A.1 Appendix subsection

#### A.1.1 Appendix subsubsection

Proin eleifend lorem semper, commodo tellus nec, porta purus. Nullam commodo lectus nibh, consequat maximus lorem faucibus in. Nam purus eros, rutrum in sapien et, condimentum lacinia nibh.

### A.2 Appendix figures

- Figure A1
- Figure A2

### A.3 Appendix includes

- Commands from metadata include (argmin R):
- Include command in body (there should be text after this):

Content added through include statement.

### A.4 Appendix links

- Appendix section: Section A.1.1, Section B
- Main body section: Section 1
- Main body figure: Figure 2
- Main body table: Table 1
- Main body equation: Equation 1
- Citation: Knuth (1984)<sup>[4]</sup>

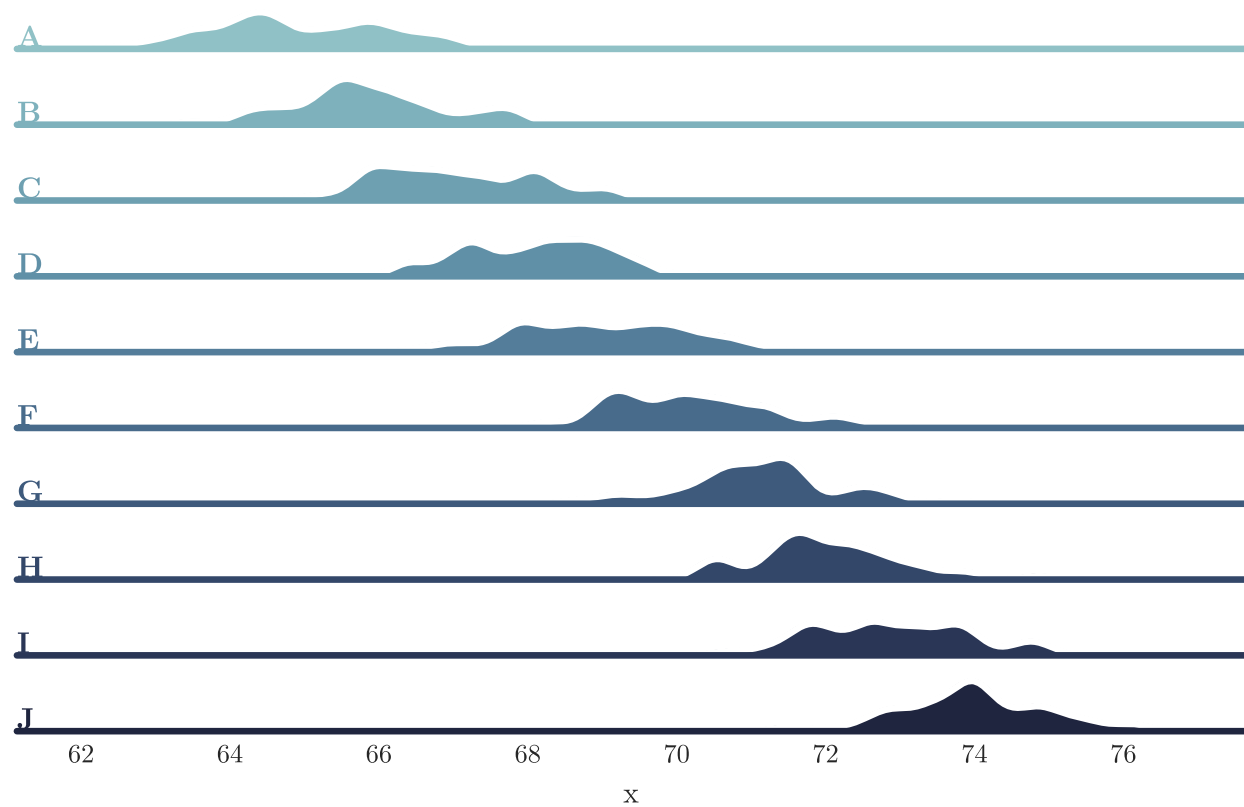


Figure A1: Extra wide figure

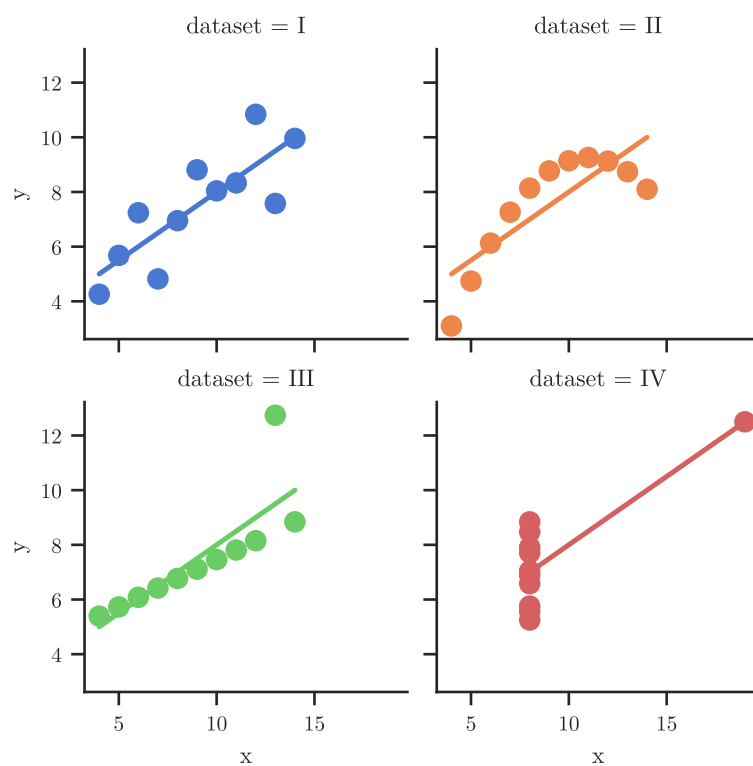
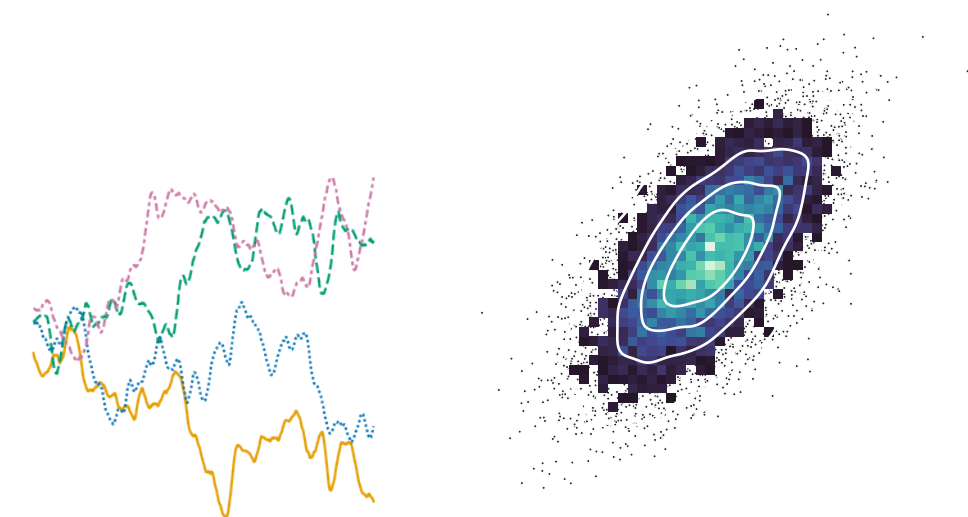


Figure A2: Sub-figures with large combined size.

Col1	Col2	Col3	Col4	Col5	Col6	Col7	Col8	Col9	Col10	Col11	Col12	Col13	Col14	Col15	Col16	Col17	Col17
a	1	2	3	123	abcd	1234	444	a	bbb	cccc	ddd	eeee	fff	gggg	abcd	1234	9876
b	11	22	33	456	efgh	567	44	aa	bb	cccc	dd	eeee	ff	gggg	efgh	567	543
c	111	222	333	789	ijkl	89	4 <sup>2</sup>	aaa	b	cccc	d	eeee	f	gggg	ijkl	89	21

Table B1: Extra wide table<sup>3</sup>

## Appendix B    Appendix 2

Lorem ipsum dolor sit amet, consectetur adipiscing elit. Aliquam nisi purus, bibendum non neque sed, lacinia tristique tortor. Vestibulum eu lectus sed velit luctus varius. Sed sollicitudin ligula ante. Integer porta a erat commodo dignissim. Duis et lectus diam. Nulla id erat vestibulum nisi placerat efficitur. Nulla a semper libero.

### B.1    Appendix tables

- Table B1

### B.2    Appendix math

$$\begin{aligned} x &= 1 \\ x + y &= 10 \end{aligned} \tag{3}$$

$$\frac{\int_0^\infty \exp^{-x^2} \, dx}{1 + \frac{1}{\int_0^1 \sin^2(x) \, dx}} \tag{4}$$

- Equation 3
- Equation 4
- Block without tag:

$$x + y + z = 100$$

---

<sup>1</sup>Footnote in table.

<sup>2</sup>Footnote in table.

<sup>3</sup>Footnote in table caption.